
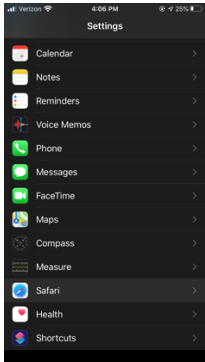
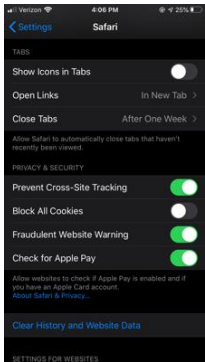
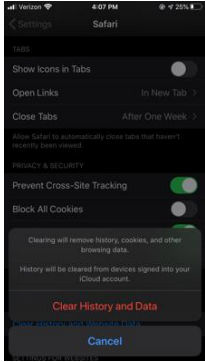

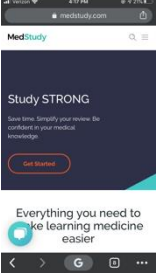
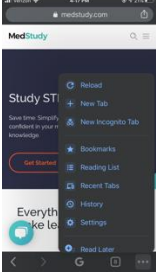
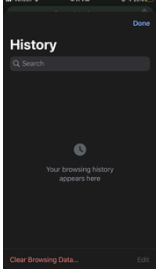
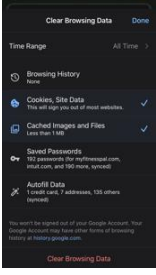


How to Clear Cache on Your iPhone/iPad Safari

	<p>Go to your Settings App</p>
	<p>Scroll down and select Safari</p>
	<p>Click on Clear History and Website Data</p>
	<p>In the Pop-Up, Click on the Clear History and Data Button</p>

How to Clear Cache on Your iPhone/iPad Chrome

	<p>Open the Chrome App</p>
	<p>At the Bottom, Tap ...</p>
	<p>Tap History</p>
	<p>Tap Clear Browsing Data</p>
	<p>Make sure there's a check mark next to Cookies, Site Data, and Cached Images and Files.</p> <p>Tap Clear Browsing Data</p>